

WTAB-BL/BR

WEIGHBRIDGE INDICATOR

LAUMAS®



4 D-SUB connectors - IP40



Integrated thermal printer (on request)



Stabilized power supply included
24 VDC/1 A - 100÷240 VAC input
3 m cable length

DESCRIPTION

- ABS desk weight indicator.
- Dimensions: 315x170x315 mm.
- *BL version*: 6-digit semi-alphanumeric backlit LCD display (20 mm height) - 46 signalling symbols.
- *BR version*: 6-digit semi-alphanumeric red LED display (20 mm height) - 16 signaling LED.
- 19-key keyboard.
- IP40 protection rating.
- Real-time clock/calendar with buffer battery.
- Power supply included.
- D-SUB connectors.

INPUTS/OUTPUTS AND COMMUNICATION

- 3 serial ports (2x RS485 and 1x RS232) for communication via protocols ModBus RTU, ASCII Laumas bidirectional or continuous one way transmission.
- 4 relay outputs controlled by the setpoint values or via protocols.
- 2 optoisolated PNP digital inputs: status reading via serial communication protocols.
- 1 load cell dedicated input.

CERTIFICATIONS



OIML R76:2006, class III, 3x10000 divisions, 0.2 μ V/VS1

CERTIFICATIONS ON REQUEST



UL Recognized component - Complies with the United States and Canada standards



Complies with the Eurasian Custom Union standards



NMI Trade Approved - Complies with the Australian standards for legal use with third parties



Complies with with the regulations of the Russian Federation for legal use with third parties

MAIN FUNCTIONS

- Connections to:
 - PC/PLC via RS485/RS232 (up to 99 instruments with line repeaters, up to 32 without line repeaters);
 - remote display and printer via RS485/RS232;
 - up to 8 load cells, 350 Ω, (or 16 load cells, 700 Ω) in parallel by junction box;
 - intelligent junction box or other multichannel instruments: allow the use of advanced functions as digital equalization, load distribution analysis and automatic diagnostics.
- Double weighing (entry and exit), single weighing (entry or exit), double weighing with trailer, single weighing with trailer, multiple weighing (weighing of multi-compartment trucks).
- Simultaneous management of 254 trucks.
- Open input weighings archive (max 254).
- Database with 999 preset tares.
- Up to 10000 weighings that can be saved in alibi memory.
- Traffic light management via relay outputs.
- Totals management (loaded and unloaded products).
- Printing of displayed weight, open weighings, totals, and last weighing done.
- Customizable printouts (header) via PC software.
- Digital filter to reduce the effects of weight oscillation.
- Theoretical calibration (via keyboard) and real calibration (with sample weights and the possibility of weight linearization up to 5 points).
- Tare weight zero setting.
- Automatic zero setting at power-on.
- Gross weight zero tracking.
- Semi-automatic tare (net/gross weight) and preset tare.
- Semi-automatic zero.
- Direct connection between RS485 and RS232 without converter.
- Hysteresis and setpoint value setting.

TECHNICAL FEATURES

Power supply and consumption	12÷24 VDC ±10%; 6 W	
Number of load cells • Load cells supply	up to 8 (350 Ω) or 16 (700 Ω) - 4/6 wires • 5 VDC/120 mA	
Linearity	<0.01% full scale	
Thermal drift	<0.0005% full scale/°C	
A/D Converter	24 bit (16000000 points) - 4.8 kHz	
Divisions (with measurement range ±10 mV and sensitivity 2 mV/V)	±999999 • 0.01 μV/d	
Measurement range	±39 mV	
Usable load cells sensitivity	±7 mV/V	
Conversions per second	300/s	
Display range	±999999	
Decimals • Display increments	0÷4 • x1 x2 x5 x10 x20 x50 x100	
Digital filter • Readings per second	10 levels • 5÷300 Hz	
Relay outputs	4 - max 115 VAC/150 mA	
Optoisolated digital inputs	2 - 5÷24 VDC PNP	
Serial ports	2x RS485, 1x RS232	
Baud rate	2400, 4800, 9600, 19200, 38400, 115200 (bit/s)	
Humidity (condensate free)	85%	
Storage temperature	-30 °C +80 °C	
Working temperature	-20 °C +60 °C	
	Relay outputs	4 - max 30 VAC, 60 VDC/150 mA
	Working temperature	-20 °C +50 °C
	Equipment to be powered by 12-24 VDC LPS or Class 2 power source	

METROLOGICAL SPECIFICATIONS OF TYPE-APPROVED INSTRUMENTS

Applied standards	2014/31/UE - EN45501:2015 - OIML R76:2006
Operation modes	single interval, multi-interval, multiple range
Accuracy class	III or IIII
Maximum number of scale verification divisions	10000 (class III); 1000 (class IIII)
Minimum input signal for scale verification division	0.2 μV/VSI
Working temperature	-10 °C +40 °C

WTAB-BL/BR

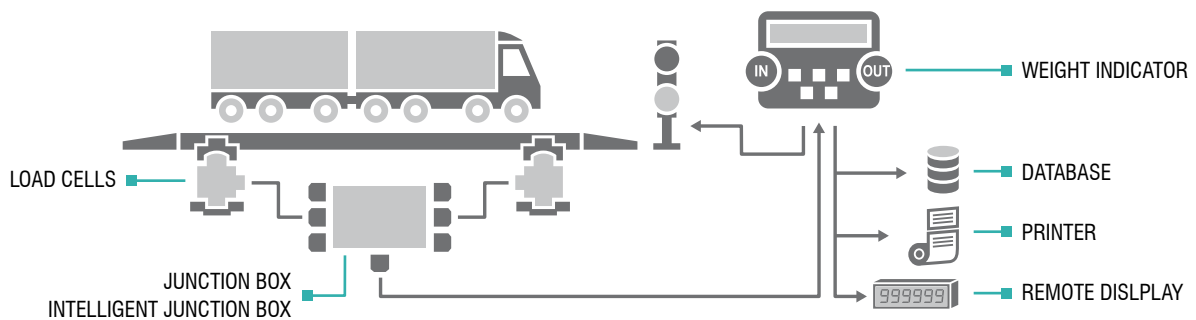
WEIGHBRIDGE INDICATOR

INTELLIGENT JUNCTION BOXES

The weight indicator displays the intelligent junction box functions.

Example:

1C	9.7	Load percentage on each active channel
2C	13.8	
3C	14.9	
4C	8.7	
5C	20.3	
6C	32.5	
7C	Err	ERROR: connection problem
8C	OFF	OFF: channel not active



PRINTER

Supported external printers:
Epson TM-U295
Epson LX300
Custom Kube II
Laumas STAVT II
Other models on request.

Integrated thermal printer

CUSTOMIZABLE PRINTOUT

Printout example refers to the integrated printer.

CUSTOMIZABLE HEADER VIA PC

24/01/13 10:37:03
PRINTOUT NUMBER 21
CODE 4
ENTRY A: 26000 kg

DATABASE

The database allows you to associate a preset tare value to an identification code (ID).






REMOTE DISPLAY

Suitable for weight remote displaying.

RIP610

Epson name is the exclusive property of Seiko Epson Corporation; "Custom" name is the exclusive property of Custom Group SpA.

OPTIONS ON REQUEST

	DESCRIPTION	CODE
	12.2 V rechargeable lead battery, 2.2 Ah capacity, supplied already installed in the instrument. Operating time: 13 hours.	OPZWBATTWTAB
	Integrated thermal printer: 24 column, paper end sensor, working temperature: 0+50 °C, humidity: 20%+80%, paper roll included (width: 57 ±0.5 mm - outside diameter: 50 mm). → One RS485 port not available.	OPZWATABSTA
	Thermal paper roll.	CARTASTAVT
	Adhesive thermal paper roll.	CARTAFISCADEN
	Alibi memory.	OPZWALIBI