

SENSORTRONIC
Weighing & Inspection
AUSTRALASIA

**TOUGHEST
WEIGHBRIDGES
IN NEW ZEALAND**



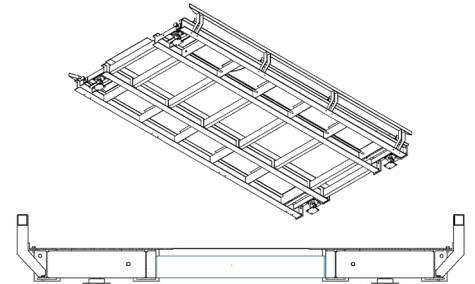
SENSORTRONIC
Weighing & Inspection
AUSTRALASIA
0800 4722 537
www.swia.nz



SENSORTRONIC SCALES - NEW ZEALAND'S LEADING WEIGHBRIDGE MANUFACTURER AND SUPPLIER

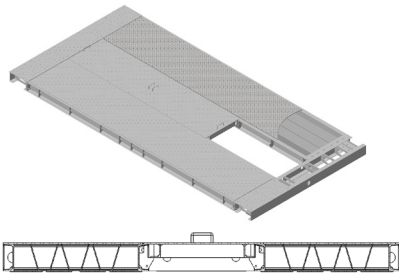
Sensortronic Scales has served New Zealand for over 30 years with a wide range of superior and industry trusted steel deck weighbridges. There are several models and range from weighbridges that are suitable for harsh environments to general truck weighing. Whatever your requirements, you can be sure we have a solution to meet your weighing needs and are competitively priced to meet your budget.

SS-502 Xtreme – Extra Heavy Duty Steel Deck Weighbridge



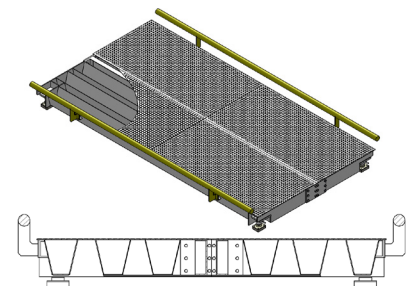
After thorough investigation and analysis of the local industry and working environment we designed and manufactured a weighbridge that can withstand harsh environments all while offering years of trouble free operations. This is a heavy-duty model which is available in a marine grade surface coating and is commonly used in quarries, forestry, mining and where a high volume of weighing is required.

CAS- EYZLODEC – Industrial Grade Steel Modular Weighbridge



Designed for the harshest of industrial environments, this model is suited to an environment where there is a potential for loose material to collect under the weighbridge. The EYZ LODEC special open centre design gives the user easy access to open the hatches and clear underneath the weighbridge which is a real benefit for in-ground weighbridges. Available in a galvanised or painted finish.

SSG -GPML /HZN – General Purpose Steel Modular Weighbridge



If a low-cost weighbridge with high accuracy levels is required, the general-purpose range has affordable solutions. Built with closed orthotropic modular design for strength makes transporting and installation easy. An ideal solution to replace old mechanical or electronic weighbridges with minimal foundation modifications required. Available in a galvanised or painted finish.

SSG – Cargoweigh – Portable Weighbridge



- Ideal weighing solution to cover SOLAS requirements
- No risk or tiresome manual handling required
- Simple weighing procedure
- Capability to relocate and weigh anywhere
- Flexibility to weigh any item from 200kg - 40tons
- Offers high level accuracy
- Data transfer capability


Installation Methods

Weighbridges can be installed above ground with ramps or they can be pit mounted with weighbridge in-ground to be level with road.



In-ground Weighbridges

Weighbridges installed in a pit are suitable for sites with limited space and relatively clean.



Above Ground Weighbridges

Weighbridges installed above ground level require in/out ramps. Easy to clean and maintain and the most cost effective installation method.

From design to installation Sensortronic Scales provide custom turnkey packages. All our weighbridges are fitted with the latest stainless steel waterproof load cells and are approved for legal trade use in New Zealand.

Our weighbridges can be upgraded with various options, whether it be collecting a printout at the weighbridge or by having all weighing data available live at your fingertips anywhere in the world.

Upgrades, Overhauls and Repairs

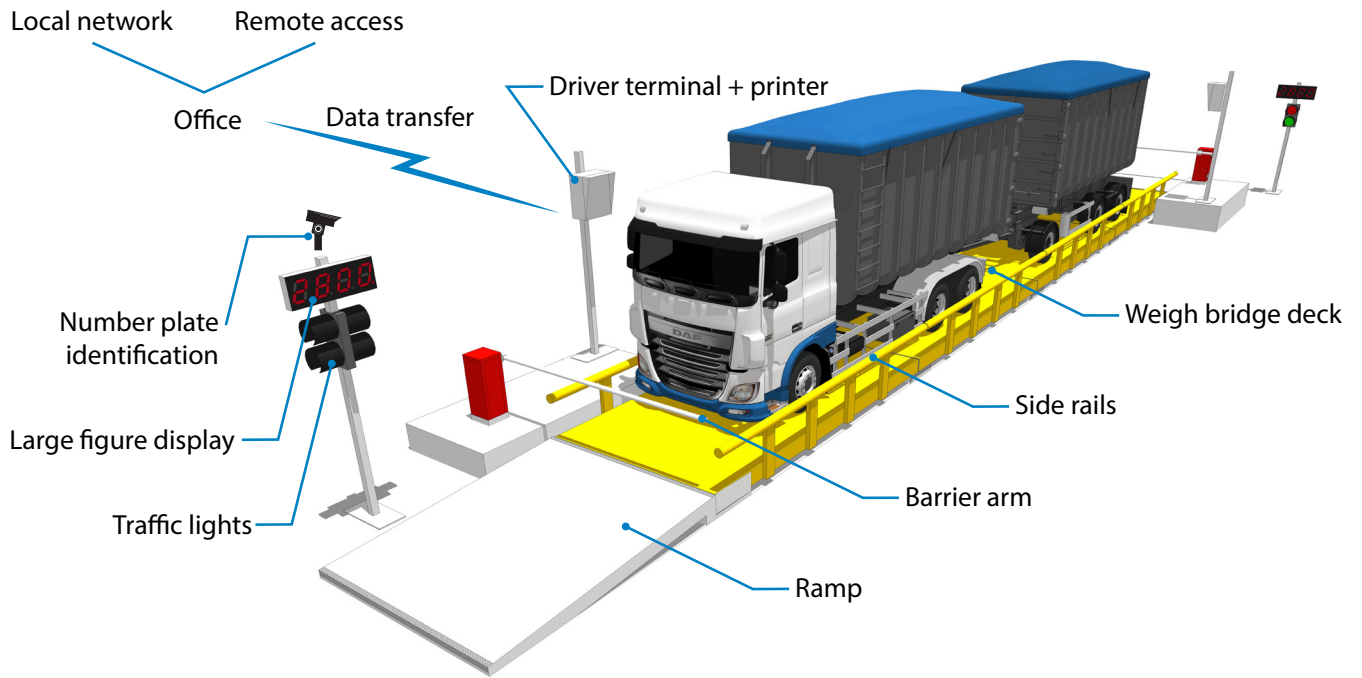


Upgrade packages include:

- Cut and modify mounting
- Fit modern load cells
- Repair structure
- Treat corrossions
- Coat with protective paints
- Supply and install latest weight terminals and software packages

Whether you have a mechanical weighbridge or an electronic weighbridge that needs upgrading, we can offer complete or partial loadcell accessory packages to bring it up to trading standards and in line with the latest technology.

Accessories



Remote display



Printer



Side rails and steel ramps



Traffic lights

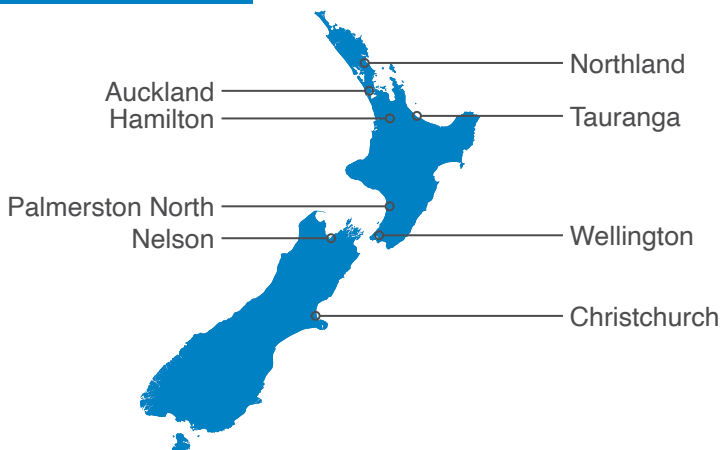


Barrier arm



Data management terminal

Nationwide Coverage



SENSORTRONIC
Weighing & Inspection
AUSTRALASIA

0800 472 2537

info@swia.nz
www.swia.nz